

Rate list of Tehsil Gurugram for the year 2018-2019 w.e.f.....)

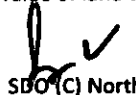
Sr. No.	Name of Village	Rates for the Year of 2017-2018			Rates for the Year of 2018-2019			Rates of Land upto 2 Acre depth from NH-48, NPR, Gurugram-Sohna Road 25%/ Major District Road 10%				Revised Rates for the Year of 2018-2019			Rates of Land upto 2 Acre depth from NH-48, NPR, Gurugram-Sohna Road 25%/ Major District Road 10%			
		Agriculture Land (Rs. Per Acre)	Residential (Rs. Per Sq. Yards.)	Commercial (Rs. Per Sq. Yards.)	Agriculture Land (Rs. Per Acre)	Residential (Rs. Per Sq. Yards.)	Commercial (Rs. Per Sq. Yards.)	NH-48, NPR, Gurugram-Sohna Road		Major District Road / State Highway		Agriculture Land (Rs. Per Acre)	Residential (Rs. Per Sq. Yards.)	Commercial (Rs. Per Sq. Yards.)	NH-48, NPR, Gurugram-Sohna Road		Major District Road / State Highway	
1	Gurgaon Village	18139000	14800	31300	18139000	27000	42000	25% NPR	22673750	NA	NA	18139000	27000	42000	25% NPR	22673750	NA	NA
2	Inayatpur	20400000	15300	32300	20400000	17000	42000	NA	NA	NA	NA	20400000	17000	42000	NA	NA	NA	NA
3	Hidayatpur Chawani	na	na	na	na	17000	42000	NA	NA	NA	NA	na	17000	42000	NA	NA	NA	NA
4	Sarhaul	22261500	14800	31300	22261500	18000	44000	25% NH-48	27826875	10% STHW	24487650	22261500	18000	44000	25% NH-48	27826875	10% STHW	24487650
5	Dundahera	22261500	18100	34600	22261500	19800	44000	25% NH-48	27826875	10% STHW	24487650	22261500	19800	44000	25% NH-48	27826875	10% STHW	24487650
6	Moalhera	22261500	14900	31300	22261500	17000	42000	NA	NA	NA	NA	22261500	17000	42000	NA	NA	NA	NA
7	Nathupur	22261500	14100	26400	22261500	45000	60000	NA	NA	NA	NA	22261500	45000	60000	NA	NA	NA	NA
8	Sikanderpur Ghosi	19992000	15000	36700	19992000	50000	78000	NA	NA	NA	NA	19992000	50000	78000	NA	NA	NA	NA
9	Shahpur	22491000	15000	31700	22491000	18000	44000	25% NH-48	28113750	NA	NA	22491000	18000	44000	25% NH-48	28113750	NA	NA
10	Bajghera	15504000	8200	17960	15504000	15000	35000	NA	NA	NA	NA	15504000	15000	35000	NA	NA	NA	NA
11	Sarai Alawardi	15504000	12200	22000	15504000	27000	40000	NA	NA	NA	NA	15504000	27000	40000	NA	NA	NA	NA
12	Caterpuri	17952000	14700	32700	17952000	18000	40000	NA	NA	NA	NA	17952000	18000	40000	NA	NA	NA	NA
13	Chauma	17000000	12800	28100	17000000	31000	40000	25% NPR	21250000			17000000	31000	40000	25% NPR	21250000		
14	Babupur	14450000	8500	18700	14450000	12000	25000	NA	NA	NA	NA	14450000	12000	25000	NA	NA	NA	NA
15	Sukhrali	22261500	14800	36300	22261500	18000	44000	25% NH-48	27826875	NA	NA	22261500	18000	44000	25% NH-48	27826875	NA	NA
16	Chakkarpur	20612500	14800	36300	20612500	18000	44000	NA	NA	NA	NA	20612500	18000	44000	NA	NA	NA	NA
17	Silokhara	22950000	15300	37400	22950000	18000	44000	25% NH-48	28687500	NA	NA	22950000	18000	44000	25% NH-48	28687500	NA	NA
18	Naharpur Roppa	20400000	13600	32300	20400000	31000	45000	25% NH-48	25500000	NA	NA	20400000	31000	45000	25% NH-48	25500000	NA	NA


Note :

- Any land for which change of land use (CLU) has been obtained the following rate will be applicable :-

- A. Residential Plotted Colony - Three times of Agriculture Collector rate
- B. Residential Group Housing - Four times of Agriculture Collector rate
- C. Commercial - Five time of Agriculture Collector rate
- D. Ware House - Two Time of agriculture Collector Rates
- E. Institutional Land - Three times of Agriculture Collector rate
2. Land falling on NH-48 and Gurgaon-Sohna Road & NPR the value of land will be 25% more upto 2 Acre depth.
3. Land less then 1000 Sq. Yd. will be treated as re
4. Land falling on State Highway & Major District Road the value of land will be 10% more upto 2 Acre depth.


Sub Registrar
Tehsil Gurugram


SBO (C) North
Gurugram


DRO
Gurugram


Deputy Commissioner-cum-
Registrar, Gurugram

Rate list of Tehsil Gurugram for the year 2018-2019 w.e.f.....)

Sr. No	Name of Colony	Rates for the Year of 2017-2018		Rates for the Year of 2018-2019		Revised Rates for the Year of 2018-2019	
		(Residential) (Rs. Per Sq. Yards.)	Commercial (Rs. Per Sq. Yards.)	(Residential) (Rs. Per Sq. Yards.)	Commercial (Rs. Per Sq. Yards.)	(Residential) (Rs. Per Sq. Yards.)	Commercial (Rs. Per Sq. Yards.)
1	Rly Fatak to Daultabad with MC Area	8100	23000	12000	34000	21000	40000
2	4 Marla	18200	38800	20000	42400	48000	55000
3	8 Marla	18200	38800	20000	42400	48000	55000
4	Acharya Puri	18700	40000	20500	43400	27000	45000
5	Adarsh Nagar	15300	40000	17000	43800	36000	50000
6	Amar Colony	15000	34000	17000	42000	21000	42000
7	Anand Garden	10200	27200	12000	32000	24000	32000
8	Arjun Nagar	18000	38400	20000	42000	27000	42000
9	Ashok Puri	11900	34000	17000	42000	36000	45000
10	Ashok Vihar	10500	27500	30000	45000	27000	45000
11	Barafkhana	23500	64600	26000	70000	48000	70000
12	Bhim Garh Kheri	10000	28400	12000	34000	24000	34000
13	Bhim Nagar	15000	28400	17000	42000	24000	42000
14	Chandan Nagar/ S R Enclave	14100	38000	18000	47000	36000	47000
15	Chandan Vihar	15300	40000	36000	45000	36000	45000
16	Civil Line to Jail Road (Civil Line)	48200	84000	52800	89500	52800	89500
17	Civil Lines Backside	29800	72700	34000	83000	42000	83000
18	Dayanand Colony	14500	34000	17000	42000	24000	42000
19	Dhanak Basti Nr. DSD College	8500	23800	9400	25500	18000	25500
20	DLF Colony Old	46800	114800	50800	120000	54000	120000
21	Dron Vihar	8500	23800	10000	28000	21000	28000
22	Feroz Gandhi Colony	8500	23800	10000	28000	21000	28000
23	Friends Colony	25200	72000	30000	77000	36000	77000
24	Gandhi Nagar	16100	37500	17500	42000	33000	45000
25	Gopal Nagar	19100	40800	25000	50000	33000	50000
26	Hans Enclave	14800	36500	31000	45000	31000	45000
27	Hari Nagar	14800	36500	31000	45000	31000	45000
28	Hira Nagar	14800	36500	17000	42000	24000	42000
29	Idgah Area	10200	28100	17000	42000	24000	42000
30	Inderpuri	12200	39900	17000	42000	33000	42000

Rate list of Tehsil Gurugram for the year 2018-2019 w.e.f.....) --

Sr. No	Name of Colony	Rates for the Year of 2017-2018		Rates for the Year of 2018-2019		Revised Rates for the Year of 2018-2019	
		(Residential) (Rs. Per Sq. Yards.)	Commercial (Rs. Per Sq. Yards.)	(Residential) (Rs. Per Sq. Yards.)	Commercial (Rs. Per Sq. Yards.)	(Residential) Per Sq. Yards.) (Rs.	Commercial (Rs. Per Sq. Yards.)
31	Jacubpura	26100	72000	30000	80000	48000	80000
32	Jawahar Nagar	19100	40800	20900	45000	36000	45000
33	Jyoti Park	14800	36500	17000	42000	30000	42000
34	Kirti Nagar	19100	40800	22000	47000	36000	47000
35	Krishna Colony	14800	36500	31000	40000	36000	45000
36	Krishna Nagar	11300	29500	31000	40000	31000	40000
37	Lajpat Nagar	14800	40800	17000	42000	30000	42000
38	Laxman Vihar	14800	40800	20000	43800	27000	44000
39	Laxmi Garden	14800	36500	17000	42000	30000	42000
40	Madanpuri	15700	36500	17000	42000	30000	42000
41	Mahavir Pura	19100	40800	20900	44400	30000	44000
42	Manohar Nagar/Baldev Nagar	11400	29800	17000	42000	27000	42000
43	Mianwali Colony	28900	48200	31700	52200	39000	52000
44	Nai Abadi	14900	35100	17000	42000	36000	45000
45	Nai Basti	14900	35100	17000	42000	30000	42000
46	Nai Basti (Shamshan Ghat)	14900	35100	17000	42000	21000	42000
47	Nehru Lane	28900	70100	31700	80000	36000	80000
48	New Colony	28900	46500	33000	53000	48000	55000
49	New Jyoti Park	13200	28900	41000	50000	41000	50000
50	New Palam Vihar	13200	28900	17000	42000	24000	42000
51	North Side of Rly Road Bhim Garh Kheri-II	10200	27200	12000	34000	24000	34000
52	Om Nagar	15700	34700	17000	42000	27000	42000
53	Partap Nagar	16200	40000	17500	43100	30000	43000
54	Patel Nagar	19300	41200	28000	65000	33000	65000
55	Prem Nagar (Gurgaon Village)	14500	34000	25000	53000	30000	53000
56	Raj Nagar	14500	34000	17000	42000	33000	45000
57	Rajendra Park	14900	41200	17000	42000	27000	42000
58	Rajiv Colony	14500	35700	27000	40000	27000	40000
59	Rajiv Nagar	14500	28100	17000	42000	21000	42000
60	Ram Nagar	14900	39400	17000	42000	33000	42000

Rate list of Tehsil Gurugram for the year 2018-2019 w.e.f.....)

Sr. No	Name of Colony	Rates for the Year of 2017-2018		Rates for the Year of 2018-2019		Revised Rates for the Year of 2018-2019	
		(Residential) (Rs. Per Sq. Yards.)	Commercial (Rs. Per Sq. Yards.)	(Residential) (Rs. Per Sq. Yards.)	Commercial (Rs. Per Sq. Yards.)	(Residential) Per Sq. Yards.) (Rs.	Commercial (Rs. Per Sq. Yards.)
61	Rattan Garden	14900	36800	40000	55000	40000	55000
62	Ravi Nagar	9400	28100	17000	42000	27000	42000
63	Roshanpura/Manohar Street	26300	83200	30000	95000	45000	95000
64	Sabzi Mandi Old	28900	57800	34000	68000	48000	68000
65	Sanjay Colony	14500	34000	17000	42000	30000	42000
66	Sanjay Gram	15300	28900	17000	42000	27000	42000
67	Shankar Vihar	9400	22100	12000	32000	30000	40000
68	Sheetla Colony	14500	34000	17000	42000	24000	42000
69	Sheetla Enclave	14500	34000	17000	42000	24000	42000
70	Shiv Nagar	14800	29500	36000	45000	36000	45000
71	Shiv Puri	23500	52100	33000	56800	36000	57000
72	Shivaji Nagar	23500	52100	26000	56800	39000	57000
73	Subhash Nagar (Near Partap Nagar)	17400	40500	18900	43800	33000	44000
74	Subhash Nagar (Dhanak Basti)	12200	28700	13000	31500	18000	31000
75	Subhash Nagar(Near Jawahar Nagar)	12200	28700	14000	33000	27000	33000
76	Surat Nagar Gurgaon Gaon	14900	35100	27000	42000	27000	42000
77	Surya Vihar	14500	34000	27000	42000	27000	42000
78	Swarup Garden	14900	35100	17000	42000	27000	42000
79	Vijay Park	18700	40000	20500	43400	30000	43500
80	Virendra Gram	11100	27200	13000	32000	27000	35000
81	Vishnu Garden	14900	35100	31000	45000	31000	45000
82	Aman Pura	Na	Na	36000	45000	36000	45000
83	Bhim Colony	Na	Na	45000	55000	45000	55000
84	Cancon Colony	Na	Na	41000	55000	41000	55000
85	Devilal Colony	Na	Na	31000	42000	31000	42000
86	Ganga Vihar	Na	Na	36000	45000	36000	45000
87	Nihal Colony	Na	Na	20000	40000	24000	42000
88	Sai Kunj	Na	Na	27000	42000	27000	42000
89	Shri Ram Colony	Na	Na	36000	50000	36000	50000
90	Vikas Nagar	Na	Na	22000	42000	27000	42000

Rate list of Tehsil Gurugram for the year 2018-2019 w.e.f.....)

Sr. No	Name of Colony	Rates for the Year of 2017-2018		Rates for the Year of 2018-2019		Revised Rates for the Year of 2018-2019	
		(Residential) (Rs. Per Sq. Yards.)	Commercial (Rs. Per Sq. Yards.)	(Residential) (Rs. Per Sq. Yards.)	Commercial (Rs. Per Sq. Yards.)	(Residential) (Rs. Per Sq. Yards.)	Commercial (Rs. Per Sq. Yards.)
91	Anamika Enclave	Na	Na	20000	50000	33000	50000
92	Near Dev Cinema Opposite DHBVN Office (Except Mehrauli Gurugram Road)	Na	Na	20000	50000	33000	50000
93	Saini Khera	Na	Na	20000	44000	30000	44000
94	Shakti Nagar	NA	NA	NA	NA	24000	35000


Sub Registrar
Tehsil Gurugram

SDO (C) North
Gurugram



DRO
Gurugram


Deputy Commissioner-cum-
Registrar, Gurugram

Rate list of Tehsil Gurugram for the year 2018-2019 w.e.f.....)

Sr. No.	Name of Village	Rates for the Year of 2017-2018		Rates for the Year of 2018-2019		Revised Rates for the Year of 2018-2019	
		Residential (Rs. Per Sq. Yards.)	Commercial (Rs. Per Sq. Yards.)	Residential (Rs. Per Sq. Yards.)	Commercial (Rs. Per Sq. Yards.)	Residential (Rs. Per Sq. Yards.)	Commercial (Rs. Per Sq. Yards.)
1	Old Railway Road, Railway Station to Rajiv chowk	NA	79100	NA	93000	NA	93000
2	New Railway Road G Post Office to Huda Chowk (Including MCG Shops)	NA	81500	NA	93000	NA	93000
3	Sadar Bazar, Sadar Bazar to Bhuteshwar mandir (Including DDU Market)	NA	79100	NA	93000	NA	93000
4	Bhuteshwer Mandir to Pataudi Chowk & Bhuteshwer Mandir to Anaj Mandi	NA	80700	NA	93000	NA	93000
5	New Colony Mor to Pataudi Chowk	NA	81500	NA	93000	NA	93000
6	Post office chowk to Jail Chowk via Hospital Road (Including Gurudwara Road & Jail Road)	NA	72000	NA	93000	NA	93000
7	Shama Resturant to Jharsa Chowk (Including Nehru Market)	NA	83100	NA	93000	NA	93000
8	Delhi Road and Mehrauli Road	NA	81500	NA	93000	NA	93000
9	Mahavir Chowk to Old Njf. Garh Road	NA	70600	NA	83000	NA	83000
10	Old Judicial Complex	NA	74100	NA	83000	NA	83000
11	Major Atul Kataria Chowk to Sector 5 Chowk on Rly. Road (Sheetla Mata Road)	NA	72700	NA	83000	NA	83000
12	Sector 5 Chowk to Rly Road Chowk Sector-9	NA	70600	NA	83000	NA	83000


Sub Registrar
Tehsil Gurugram


SDO (C) North
Gurugram



DRO
Gurugram


Deputy Commissioner-cum-
Registrar, Gurugram

Rate list of Tehsil Gurugram for the year 2018-2019 w.e.f.....)

Sr. No.	Huda Sectors	Rates for the Year of 2017-2018				Rates for the Year of 2018-2019				Revised Rates for the Year of 2018-2019			
		Residential (Rs. Per Sy.Yards)	Commercial (Rs. Per Sq. Yards)	Commercial/Retail (Rs. Per Sq. Feet)	Office/IT Space Rs. Per Sq. Feet)	Residential (Rs. Per Sy.Yards)	Commercial (Rs. Per Sq. Yards)	Commercial/Retail (Rs. Per Sq. Feet)	Office/IT Space Rs. Per Sq. Feet)	Residential (Rs. Per Sy.Yards)	Commercial (Rs. Per Sq. Yards)	Commercial/Retail (Rs. Per Sq. Feet)	Office/IT Space Rs. Per Sq. Feet)
1	Sec- 27, 28, 42, 43	42500	140300	9000	6600	50000	165000	10000	7000	50000	165000	10000	7000
2	Sec-14, 15, 16, 17, 30, 31, 40	42500	140300	9000	6600	45000	150000	9000	6600	45000	150000	9000	6600
3	Sec- 38, 41	37400	140300	8900	6300	40000	140000	8900	6300	40000	140000	8900	6300
4	Sec- 21,22, 22A, 23, 23A,	32300	140300	8600	6100	35000	140300	8600	6100	35000	140300	8600	6100
5	Sector 1, 2, 3, 3A, 4, 5, 6, 7, 12, 12A, 13	33000	135000	9000	6600	35000	135000	9000	6600	35000	135000	9000	6600
6	Sec-18, 19, 20,	NA	110000	9000	6600	NA	110000	9000	6600	NA	110000	9000	6600
7	Sec-29	NA	110000	9000	6600	NA	220000	12000	8000	NA	220000	12000	8000
8	Sec-25	na	74800	7500	5300	NA	88000	9000	6600	NA	88000	9000	6600
9	Sector 104, 105, 106, 109, 110, 110A, 111, 112, 113, 114, 115	na	na	na	na	25000	50000	5000	4500	25000	50000	5000	4500


Sub Registrar
Tehsil Gurugram


SDO (e) North
Gurugram


DRO
Gurugram


Deputy Commissioner-cum-
Registrar, Gurugram


Rate list of Tehsil Gurugram for the year 2018-2019 w.e.f.....)

Sr. No.	Plots in Licensed Colonies	Rates for the Year of 2017-2018				Rates for the Year of 2018-2019				Revised Rates for the Year of 2018-2019			
		Residential (Rs. Per Sq. Yards)	Commercial (Rs. Per Sq. Yards)	Commercial/Retail (Rs. Per Sq. feet)	Office/IT Space (Rs. Per Sq. Feet)	Residential (Rs. Per Sq. Yards)	Commercial (Rs. Per Sq. Yards)	Commercial/Retail (Rs. Per Sq. feet)	Office/IT Space (Rs. Per Sq. Feet)	Residential (Rs. Per Sq. Yards)	Commercial (Rs. Per Sq. Yards)	Commercial/Retail (Rs. Per Sq. feet)	Office/IT Space (Rs. Per Sq. Feet)
1	DLF Phase I, Sushant Lok-I	65000	140300	9000	6600	77000	165000	10000	7000	77000	165000	10000	7000
2	Dlf Phase-II, IV, Southcity-I	61200	140300	8900	6500	72000	165000	10000	7000	72000	165000	10000	7000
3	DLF Phase-III, National Media Center	66000	165000	9000	6600	66000	165000	10000	7000	66000	165000	10000	7000
4	Garden Estate	51000	140300	8400	6200	60000	165000	9000	6600	60000	165000	9000	6600
5	Palam Vihar, Uniworld Resorts (Sec-33 & 48)	42500	119000	7100	5200	42500	140000	9000	6600	42500	140000	9000	6600
6	Shopes & Office without Roof Right in rest of Tehsil Gurugram	NA	NA	NA	NA	NA	NA	9000	6600	NA	NA	9000	6600
7	Galleria Market, Hamilton Market	NA	NA	NA	NA	NA	NA	15000	10000	NA	NA	15000	10000
8	Shopping Mall & Offices on NH-48, Ambiance Mall, Star Mall, United Signature Tower II and III, India Bulls, BPTP Park Centra, Gateway Tower, Cyber Hub, DLF Square, Nastle Tower, ABW Tower, Covergys	NA	NA	NA	NA	NA	NA	13000	7500	NA	NA	13000	7500
9	Shopping Mall & Offices on Mehrauli Gurugram Road, Sahara Mall, City Center Mall, Gurgaon Central Mall, MGF Metropolitan Mall, Plaza Mall, Grand Mall, JMD Square Mall, Vipul Agora Mall, MGF Mega City Mall, JMD Super Mall, Regent Mall, JMD Regent Plaza Mall	NA	NA	NA	NA	NA	NA	12000	7300	NA	NA	12000	7300

10	Shopping Mall & Offices on Golf Course Road	NA	NA	NA	NA	NA	NA	11000	7000	NA	NA	11000	7000
11	License Colony Falling in sector in 104, 105, 106, 109, 110, 110A, 111, 112, 113, 114, 115	NA	NA	NA	NA	25500	85000	5000	4500	25500	85000	5000	4500


Sub Registrar
Tehsil Gurugram


SDO (C) North
Gurugram


DRO
Gurugram

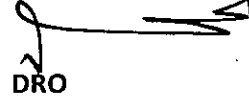

Deputy Commissioner-cum-
Registrar, Gurugram

Rate list of Tehsil Gurugram for the year 2018-2019 w.e.f.....)

Sr. No.	Multi Story Group Housing (Licensed) by developers/Independent Floors	Rates for the Year of 2017-2018	Rates for the Year of 2018-2019	Revised Rates for the Year of 2018-2019
		(Rs. Per Sq. Feet)	(Rs. Per Sq. Feet)	(Rs. Per Sq. Feet)
1	Group Housing in Sector 1, 2, 3, 3A, 4, 5, 6, 7, 12, 12A, 13, 14, 15, 16, 17, 21,22, 22A, 23, 23A, 27, 28, 30, 31, 38, 40, 41, 42, 43 (Licensed)	4300	5000	5000
2	Aralias, Ambience Island	6000	10000	10000
3	Laburnum, Unitech World Spa, Parsvnath Exotica, The Verandas	6000	8000	8000
4	in Case of floor Licensed Colonies & HUDA	4700	5500	5500
5	Flats in Group Housing Societies In plots of Licensed Colonies in Sec 104 to 115	2300	3000	3000
6	Housing Board Colony (Without Roof Right)	3300	3800	3800
7	Housing Board Colony (Independent Plot)	NA	Circle rate of particular HUDA sector will be applicable in which sector Housing Board Falls	Circle rate of particular HUDA sector will be applicable in which sector Housing Board Falls
8	Housing Board Colony Sarasvati Vihar (Independent Plot)	NA	40000 NA	40000


Sub Registrar
Tehsil Gurugram


SDO (C) North
Gurugram


DRO
Gurugram


Deputy Commissioner-cum-
Registrar, Gurugram

Rate list of Tehsil Gurugram for the year 2018-2019 w.e.f.....)

Sr. No.	Industrial	Rates for the Year of 2017-2018		Rates for the Year of 2018-2019		Revised Rates for the Year of 2018-2019	
		Commercial (Rs. Per Sq. Yards)	Constructed Building	Commercial (Rs. Per Sq. Yards)	Constructed Building	Commercial (Rs. Per Sq. Yards)	Constructed Building
1	Maruti Industrial Area Udyog Vihar Phase-I to V and Sec-18, 35	30600	Land cost + 700/- Per Sq. Feet	36000	Land cost + 800/- Per Sq. Feet	36000	Land cost + 800/- Per Sq. Feet
2	Pace City, Infocity, Sec-34, 37	28100	Land Cost + 800/- Per Sq. Feet	33000	Land Cost + 800/- Per Sq. Feet	33000	Land Cost + 800/- Per Sq. Feet
3	IDC (Opposite Sec-14)	20400	Land Cost + 800/- Per Sq. Feet	24000	Land Cost + 800/- Per Sq. Feet	24000	Land Cost + 800/- Per Sq. Feet
4	Industrial Area from Railway Fatak to Daultabad within MC Area	17000	Land Cost + 800/- Per Sq. Feet	20000	Land Cost + 800/- Per Sq. Feet	20000	Land Cost + 800/- Per Sq. Feet
5	Any Land converted into Industrial use	9400	Land Cost + 800/- Per Sq. Feet	10000	Land Cost + 800/- Per Sq. Feet	10000	Land Cost + 800/- Per Sq. Feet

Rate list of Tehsil Gurugram for the year 2018-2019 w.e.f.....)

Sr. No.		Rates for the Year of 2017-2018		Rates for the Year of 2018-2019			Revised Rates for the Year of 2018-2019		
		Institutional (Rs. Per Sq. Yards)	Constructed Building	Institutional (Rs. Per Sq. Yards)	Constructed Building	Without Roof Right (Rs. Per Sq. feet)	Institutional (Rs. Per Sq. Yards)	Construct ed Building	Without Roof Right (Rs. Per Sq. feet)
1	Sec-18, 32, 44	65500	Land Cost + 700/- Per Sq. Feet	70000	Land Cost + 800/- Per Sq. Feet	—	70000	Land Cost + 800/- Per Sq. Feet	—
2	Institutional Plots/School Plots, Clubs, Hospitals etc. in Huda Sectors and Licensed Colonies	25500	Land Cost + 700/- Per Sq. Feet	28000	Land Cost + 800/- Per Sq. Feet	—	28000	Land Cost + 800/- Per Sq. Feet	—
3	Institutional Plots/School Plots etc. in other area (except Sr No 1 & 2)	20400	Land Cost + 700/- Per Sq. Feet	22000	Land Cost + 800/- Per Sq. Feet	—	22000	Land Cost + 800/- Per Sq. Feet	—
4	Institutional/School site in License Colony without Roof Right	NA	NA	NA	NA	4000	NA	NA	4000

Sub Registrar
Tehsil Gurugram

SDO (C) North
Gurugram

DRO
Gurugram

Deputy Commissioner-cum-
Registrar, Gurugram

RATE List of Tehsil Gurugram for the Year 2018-2019 (w.e.f)

Sr. No.	Cost of Construction	Rates for the Year of 2017-2018	Rates for the Year of 2018-2019	Revised Rates for the Year of 2018-2019
		(Rs. Per Sq. Feet)	(Rs. Per Sq. Feet)	(Rs. Per Sq. Feet)
1	Constructed Area in Licensed Colonies & Huda Sector	1300	1300	1300
2	Constructed Area in Rest of Tehsil Gurugram	700	700	700
3	Constructed Area in Industrial Area/Land	NA	800	800
4	Constructed Area of Ware Houses	NA	600	600

Sr. No.	Group Housing Co-operative Societies	Rates for the Year of 2017-2018	Rates for the Year of 2018-2019	Revised Rates for the Year of 2018-2019
		(Rs. Per Sq. Feet)	(Rs. Per Sq. Feet)	(Rs. Per Sq. Feet)
1	Group Housing Co-operative Societies All Sectors	3100	3600	3600
2	Any Religious Place (Temple/Mosque/Church etc.)	NA	11300	11300


Sub Registrar
Tehsil Gurugram


SDO (e) North
Gurugram


DRO
Gurugram


Deputy Commissioner-cum-
Registrar, Gurugram